

# CP30 SERIES

## STANDARD FEATURES ALL UNITS

- LED Digital Readout\*
- Three Roll Universal Benders
- 25% Heavier Main Frames in Solid Steel w/limited lifetime warranty
- High Strength Hardened Steel Shafts
- TEFC Electric Motors, CE Certified
- Lower Shafts Driven, Top Shaft Idle
- Universal Roll Set, Hardened, 24 pieces
- Lower Rolls Knurled, Top Roll Smooth
- Thermal Overload Protection & E-stops
- Lateral Material Guides w/ bearings, variable rake angle, & recessed hex adjustment. These features not on 'look-alike' machines
- Flush Faced Frame and Electrical Cabinet
- Dual, High Dynamic Load Bearings on shafts
- Top Roll Journal on Adjustable Guides & Ways
- Illustrated User Manual & Tool Kit

## OPTIONS / ACCESSORIES

- Tube & Pipe Rolls
- Wide Flat & Tight Diameter Rolls
- Rolls & Guides for Angle In/Out
- Bar Twist & Scroll Tooling
- CAP RAIL ROLLS
- Rolls for Extrusions/Other Shapes

## MODEL LEGEND

- M 1 Speed, 220V Single Phase  
 2V 2 Speed, 220V, Three Phase  
 P Foot Pedal Rotation Control  
 R Rotating Horizontal / Vertical  
 E\* 1 Speed, w/out LED

## SPECIFICATIONS

- Shaft OD : 1-3/16" (30 mm)  
 Roll OD : 5" Nominal (128 mm)  
 Power : 1.15 HP 220V-3-60Hz  
 Power : 1.50 HP 220V-1-60Hz  
 Weight : 550 Lbs, approx.



CP30PR2V



CP30R2V



CP30E-PR



CP30R Convenient Extended Controls

















Large Bright LED Readouts for Precision Repeat



Easy Ratchet Lateral Guide Adjustment

## CP30 CAPACITIES

SHAPE	MAX SIZE	MIN ID	NOTES
	2 x 3/8"	16"	STANDARD ROLLS
	3 x 5/8"	16"	STANDARD ROLLS
	1-1/8"	24"	STANDARD ROLLS
	1-1/2 x 3/16"	16"	* OPTIONAL ROLLS
	1-1/2 x 3/16"	22"	OPTIONAL TOOLING
	2"	16"	STANDARD ROLLS
	2"	20"	STANDARD ROLLS
	2"x 1"	12"	STANDARD ROLLS
	2" x 1"	16"	STANDARD ROLLS
	1-1/4"	24"	OPTIONAL ROLLS
	1-1/2" Sch 40	20"	OPTIONAL ROLLS
	2-3/8 x 16GA	40"	OPTIONAL ROLLS
	1-1/2 x 11GA	40"	* STANDARD ROLLS
	2 x 1 x 11GA	48"	* STANDARD ROLLS

\* On some sections for limited quantities it may be possible to use standard rolls. For optimum results or if production runs are required, it is necessary to use optional rolls and or optional accessories.

## 7 Versions to Fit Your Budget!

**CP30-PR2V & CP30-PRM**  
 Foot Pedal Controls, Rotating Head, horiz/ vertical operation

**CP30-R2V & CP30-RM**  
 Controls on convenient arm, Rotating Head, horiz/ vertical operation

**CP30-MS**  
 Short Base version for use on trailer, tail gate, work bench

\* **CP30E-PR & CP30E RPM**  
 Foot Pedal Controls, Rotary Head w/out LED

Disclaimer: Roll bending machines distributed by Eagle Bending Machines, Inc. are all designed with Emergency Stops and Thermal Overloads. The employer of the operator is responsible for providing and insuring the usage of point of operation guards and/or properly applied and adjusted point of operation devices as required to meet OSHA, state and local safety requirements.



HELIX



CAP RAIL



WIDE FLATS



SCROLLS



TWISTS



COILING



TIGHT DIAMETER



ANGLE